

Part Number: Y-R-8-CHIN

Description: Chin Spoiler

Fitment: 2008 Yamaha Raider

Revision: 1



Tools Required	Parts List
8mm socket wrench 4mm hex key (Allen wrench) 5mm hex key (Allen wrench) 3/32" hex key (Allen wrench)	1 #A00988 Top mounting bracket 4 m6 x 1 x m30 Chrome button head Allen screws 4 m6 Chrome flat washers 2 5/16" Chrome flat washer 1 Chin chrome grill 2 8/32" x 3/4" Flat head socket cap screws 1 1/4" x 20 x 3/4" Chrome button head Allen screw 12 m6 Chrome flat washer

NOTE: We recommend using Loctite® or similar threadlock material when assembling parts on your motorcycle.

NOTE: Chin spoiler will work with or without the crash guard.

1. First remove the 2 rear bolts on the chassis with a 8mm socket wrench (*Figure 1*). Next, install the upper mounting bracket (#A00988) onto the chassis, where you just removed the two bolts and secure with the supplied m6 x 1 x 30 chrome button head allen screws and m6 chrome flat washers (*Figure 1*). Use Loctite®, but do not tighten yet.




FIG 1

2. With a 5mm Allen wrench, remove the two bolts that holds the plate to the frame support (*Figure 2*).

NOTE: The bracket may fall so use a piece of tape to keep it in place.

3. Carefully slide the chin spoiler into position and secure the bottom locations with the stock plate, stock bolts and the supplied 5/16" chrome flat washers (*Figure 3*). Use Loctite®, but do not tighten yet.





FIG 2

4. Secure the top mounting points with the supplied m6 x 1 x 30 chrome button head allen bolts and m6 chrome flat washers (*Figure 4*).

5. Now go back and tighten the bottom mounting points to 8 ft. lbs and the top mounting points and the top mounting bracket to 4 ft. lbs. Use Loctite®.

6. Next, put the chin grill into position and secure the top with the supplied 1/4" x 20 x 3/4" chrome button head Allen bolt and m6 chrome flat washer. Tighten to 4 ft. lbs.

7. Next, secure the bottom with the supplied 8/32" x 3/4" flat head socket cap screws (Figure 5). Tighten to 3 ft. lbs.



Questions? Give us a holler...
800-223-4332
tech@corbin.com