

**Part Number:** I-SCT-BAG

**Description:** Saddlebags

**Fitment:** 2015-2023 Indian Scout

**Revision:** 2



Tools Required	Parts List
5mm Allen Key 6mm Allen Key 5/8" Open Wrench 5/16" Socket / Ratchet Wrench Blue Loctite® or Similar	1 #A01380 Bottom Mounting Bridge Bracket 4 #SP00198 3/8" Chrome Acorn Nuts 4 #SP00265 3/8" Flat Washers 4 #SP00157 3/8" Lock Washers 4 #P11360 Double Sided Studs 4 #SP00269 8m Fender Washers 4 #SP00136 8m Allen Bolts 4 #SP00297 8m Lock Washers

**NOTE:** We highly recommend using a medium strength thread lock product, such as Blue Loctite®, on all of the bolts when installing your Corbin Saddlebags.


1. Start by removing your stock seat. See owner's manual if necessary
2. Remove the stock fender bolts or sissybar mounting brackets, using a 6mm Allen key (*Figure 2*).

**NOTE:** Remove one fender bolt at a time.

3. Install a double sided stud and 8mm fender washer where you just removed the stock fender bolt, using a 5/8" open wrench (*Figure 3*). Tighten studs and use Loctite®.

**NOTE:** The 8mm side of the bolt goes into the fender (smaller side of the bolt).

4. Repeat on the other side.
5. Mount the saddlebags (*Figure 4*) and secure with the supplied 3/8" flat washer, 3/8" lock washer and 3/8" acorn nuts (*Figure 5*). Snug the bolts into place, but do not tighten yet.
6. Install the bottom mounting bridge bracket using the supplied 8mm Allen bolts and 8mm flat washers (*Figure 6*), using a 5mm Allen key.



**NOTE:** You may need to manually move bags into position to align the bracket.

7. Next, go back and tighten all the bolts securely.



FIG 3



FIG 4



FIG 5



FIG 6


Questions? Give us a holler...  
**800-223-4332**  
tech@corbin.com



# I-SCT-BAG

SEND w/ seat

SP01380	Mounting bracket
QTY ( 1 )	black finish



A00297	8m lock washer
QTY ( 4 )	zinc finish




SP00136	8m x 20 m button allen bolt
QTY ( 4 )	zinc finish



SP00265	3/8 flat washer
QTY ( 4 )	zinc finish



SP11360	Double sided stud
QTY ( 4 )	stainless



SP00265	3/8 flat washer
QTY ( 4 )	zinc finish



SP00157	3/8 lock washer
QTY ( 4 )	zinc finish



SP00198	3/8 acorn nut
QTY ( 4 )	zinc finish

